



Full range cover 全系列覆盖

ATLAS SP



Green energy drive & control system
绿色节能驱动控制系统



Customised cabins
定制轿厢



High level security system
智能安全管理系统



Premium quality
高端品质

Passenger Lifts 乘客电梯



KLEMMANN
Your 1st Choice in Lifts



Our story & heritage

Founded in 1983 in Kilkis, Greece, KLEEMANN is one of the major lift companies in the European and global market, providing any type of residential or commercial passenger and freight lifts, escalators, moving walks, accessibility and marine solutions, parking systems and components.

Its distribution network expands to more than 100 countries.

KLEEMANN stands for innovation in design and technology, for flexibility and pragmatic thinking, for quality products and dedicated service and support.

Integrated manufacturing facilities, highly trained workforce and state-of-the-art IT systems and logistics support enable KLEEMANN to deliver reliable, highly personalised solutions, whatever the challenge.

我们的故事与传承

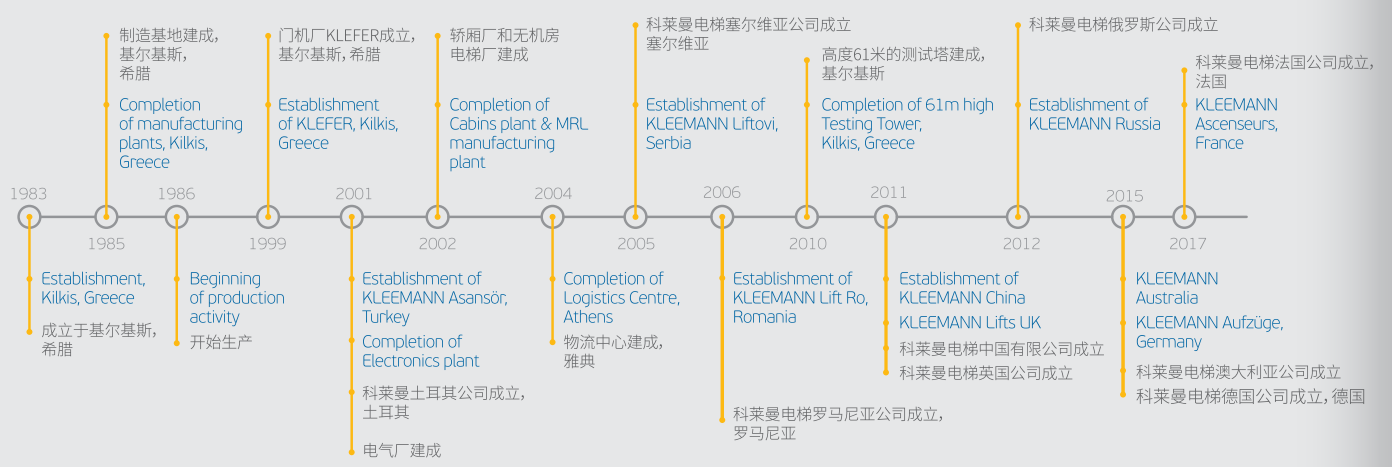
科莱曼电梯于1983年成立于希腊的基尔基斯，是欧洲乃至全球最主要的电梯制造商之一，主要产品涵盖几乎所有类型的家用梯、乘客电梯、货梯、扶梯&自动人行道，船梯，停车系统以及相关零部件。

科莱曼电梯的销售网络遍及全球100多个国家。

为保障产品的灵活性与实用性，保证产品质量及良好的服务支持，科莱曼一直坚持不断在技术和设计方面创新。

完善的制造设施，训练有素的员工队伍，先进的IT系统及物流支持让科莱曼在面对各种挑战性的项目时，依然能够为客户提供可靠的高端定制的方案。

KLEEMANN timeline / 科莱曼里程碑



WE ARE THE GLOBAL LIFT SUPPLIER WITH THE BEST PRODUCT RANGE IN THE WORLD

我们是全球化的电梯供应商, 拥有世界上最好的产品系列



WE ARE EXPERTS IN SPECIAL PROJECTS

我们是特殊项目的专家



WE OFFER WORLD CLASS DESIGN

我们提供一流的设计



Development in China 在中国的发展

KLEEMANN China was founded in Kunshan in

2011

年科莱曼中国在昆山成立

The tower raises at
测试塔高

100
meters height
米

Premium quality according to
European
standards

符合
欧标
的一流品质

Gross floor area of the building
建筑物的总面积

19,300

square meters (production, logistics,
offices and testing tower)
平方米(生产, 物流, 办公室和测试塔)

Manufacturing capacity
产量达

5500
units/year
台/年

Global sourcing and worldwide
funneling under product quality
control, compliant with

EN 81.1

全球化供应链和全球统一遵循欧
标的产品质量控制

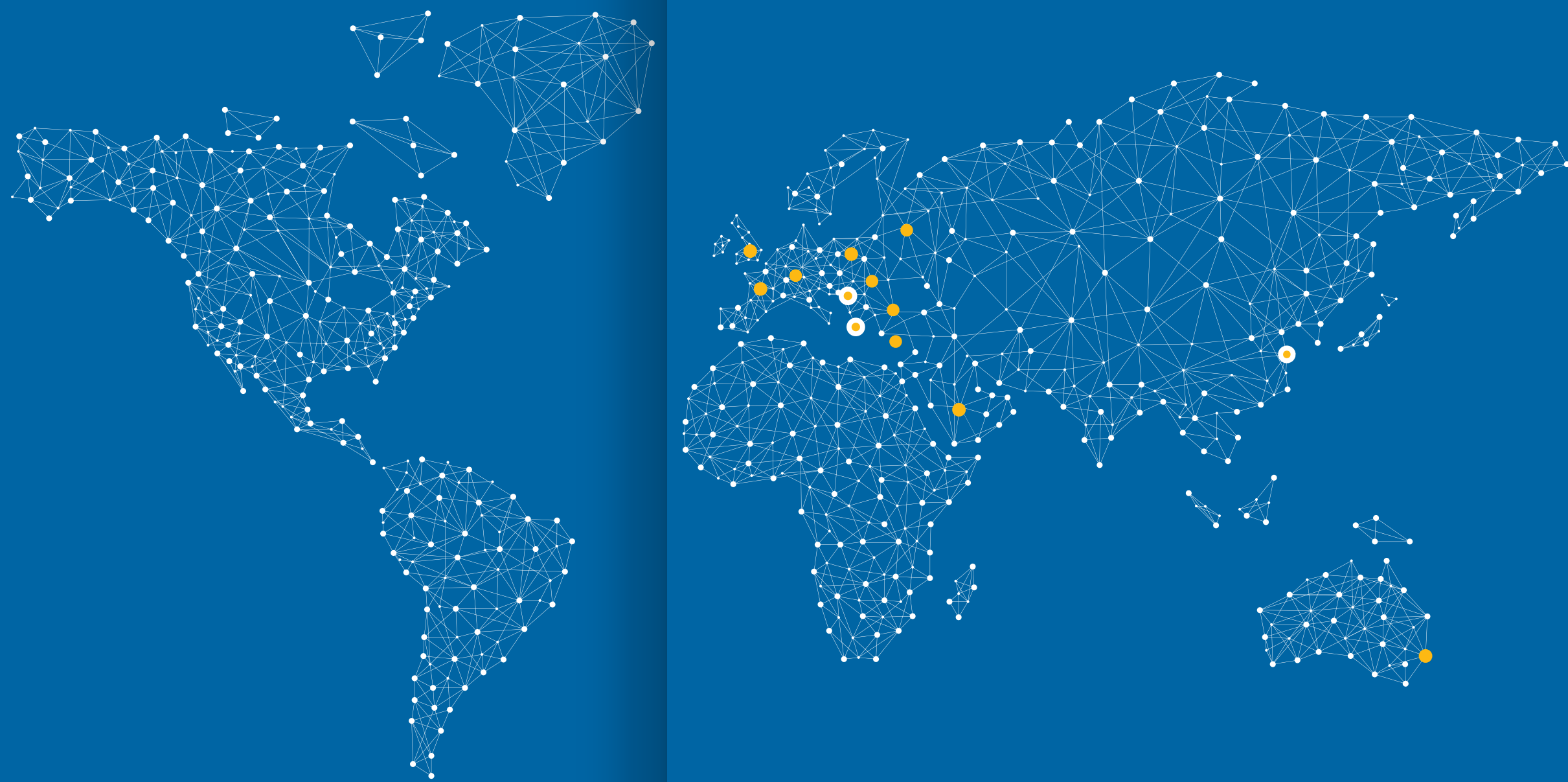


Global perspective 全球化的格局

We expand in
more than
我们的销售网络遍及全球
100
countries around
the world
多个国家

KLEEMANN Group facilities
cover an area of 255.000 m²
in land and 140.000 m²
in buildings globally.

科莱曼集团全球的厂房占地面积
255.000 m² 建筑面积为
140.000 m²



● MANUFACTURING FACILITIES / 生产基地

● LOCAL PRESENCE / 分公司或办事处



Outstanding ride quality

Atlas is designed to deliver both premium quality and exceptional ride comfort. Low noise levels and minimal vibrations ensure a smooth and pleasant passenger experience.

Safety

Feel safe and secure with the guarantee of complete passenger safety.

Ease of installation

Designed for ease of installation and use, reliability and spatial efficiency.

Fast delivery

Place your order and enjoy prompt delivery.

杰出的乘坐体验

Atlas 系列产品具有优秀的品质和超乎寻常的舒适乘坐体验。低噪音和最低限度的振动确保运行平稳,给乘客带来愉悦的乘坐体验。

安全

确保安全。

易于安装

设计易于安装和使用,可靠性和空间效率高。

快速交货

下订单,享受及时交货



ATLAS BASIC SP



Technical Specifications / 技术规格

Rated Load (kg) 载重	375-1000
Suspension 绕绳比	2:1
Machine room 机房	MRL (MR) 无机房或小机房
Max rated speed (m/s) 最大额定速度 (m/s)	1.0/1.6
Min pit depth (mm) 最小底坑 (mm)	v≤ 1.0m/s 1100 v≤ 1.6m/s 1250
Min clear headroom (mm) 最小顶层 (mm)	v≤1.0 m/s 3400 v≤1.6m/s 3650
Max entrances 入口数	2
Panoramic option 观光选择	Yes 有
Type of machine 机械类型	KLEEMANN RN
Directives & Standards 指令和标准	EN81-1

ATLAS RL SP

Technical Specifications / 技术规格

Rated Load (kg) 载重	375-1000
Suspension 绕绳比	2:1
Machine room 机房	MRL (MR) 无机房或小机房
Max rated speed (m/s) 最大额定速度 (m/s)	1.0/1.75
Min pit depth (mm) 最小底坑 (mm)	v≤1.0 m/s 1150 v≤1.75 m/s 1300
Min clear headroom (mm) 最小顶层 (mm)	v≤1.0 m/s 3400 v≤1.75 m/s 3650
Max entrances 入口数	2
Panoramic option 观光选择	Yes 有
Type of machine 机械类型	KLEEMANN RN
Directives & Standards 指令和标准	EN81-1



ATLAS GIGAS SP



Technical Specifications / 技术规格

Rated Load (kg) 载重	1050 - 2500
Suspension 绕绳比	2:1
Machine room 机房	MRL (MR) 无机房或小机房
Max rated speed (m/s) 最大额定速度 (m/s)	1.0/1.6/1.75
Min pit depth (mm) 最小底坑 (mm)	v≤1.0 m/s 1100 1.0<v≤1.6 m/s 1270 1.6<v≤1.75 m/s 1315
Min clear headroom (mm) 最小顶层 (mm)	v≤ 1.0m/s and Q≤1600 3635mm v≤ 1.0m/s and Q>1600 3750mm v≤ 1.6m/s and Q≤1600 3845mm v≤ 1.6m/s and Q>1600 3960mm v≤ 1.75m/s and Q≤1600 3905mm v≤ 1.75m/s and Q>1600 4020mm
Max entrances 入口数	2
Panoramic option 观光选择	Yes 有
Type of machine 机械类型	KLEEMANN RN
Directives & Standards 指令和标准	EN81-1



World class design

Since 2007, KLEEMANN has launched its creative research, in cooperation with the industrial designer Andreas Zapatinas. That was the beginning of a new era. Through this rewarding partnership, new technical and aesthetic solutions were explored and developed. Inspired by human needs, KLEEMANN focuses on shaping new space qualities that lift the passenger's mood and stimulates interaction inside the elevator.



世界级的设计

自2007年以来, KLEEMANN 与工业设计师Andreas Zapatinas 合作开展了创意研究。这是新纪元的开始。通过这种有益的合作关系, 探索和开发了新的技术和美学解决方案。受到人类需求的启发, 科莱曼着重塑造新空间品质, 愉悦乘客身心, 使乘坐体验变得非凡。



Our cabins

KLEEMANN Design is about life. Going far beyond the elevator design, KLEEMANN cultivates a whole design culture that elevates each and every aspect of its operation. It is a way of thinking, a mindset of innovation.

Rather than thinking of the elevator as a box, KLEEMANN Design thinks of it as a unique space in the building and transforms the whole elevator experience into a new value for the people, the bulding, the envirnoment.

我们的轿厢

科莱曼设计源于生活, 并形成了一套独特的设计文化, 从各个方面进行自我提升, 远远超越了电梯的设计范畴。这是一种思维创新。

在科莱曼, 电梯不仅仅只是个普通的箱子, 我们将其视为建筑中的独特空间, 是整个建筑不可分割的一部分。我们将世界各地的经验不断融入新的设计理念, 提升建筑及环境的价值。

CLASSIC

经典

A510 SP



WALL FINISHES Wood veneers

轿壁装饰
木板贴面



IVE 14 VC1181 VC1182

Ceiling O14
Walls Wood veneer IVE 14
Corners-Skirtings Stainless steel mirror
Floor Artificial granite Regal white SP
Handrail K1
Mirror ¾ height / full width
Car Operating Panel KCH 1000

吊顶 O14
轿壁 木板贴面 IVE 14
边角-踢脚板 镜面不锈钢钢板
地板 大理石 REGAL WHITE SP
扶手 K1
镜子 ¾高 / 全宽
轿厢操纵面板 KCH 1000

Colours may differ slightly from those shown in the manual owing to the limitations of the printing process.

由于印刷的限制，颜色可能与样册中显示的略有不同



CLASSIC

经典

A520 SP



WALL FINISHES Artificial leather

轿壁装饰
人造皮革



BL-7033 4411 S7005



S7015 S4604

Ceiling O3
Walls Artificial leather BL-7033
Corners-Skirtings Stainless steel mirror
Floor Ceramic tile GP31 Black SP
Handrail K7
Mirror Full height / full width
Car Operating Panel KCH 1000

吊顶 O3
轿壁 人造皮革 BL-7033
边角-踢脚板 镜面不锈钢钢板
地板 瓷砖 GP31 BLACK SP
扶手 K7
镜子 全高 / 全宽
轿厢操纵面板 KCH 1000

Colours may differ slightly from those shown in the manual owing to the limitations of the printing process.

由于印刷的限制，颜色可能与样册中显示的略有不同



CLASSIC
经典
A530 SP

WALL FINISHES 轿壁装饰
Split panels 乳白色装饰木板



1635

Ceiling O3
Walls Split panel 1635
Corners-Skirtings Stainless steel mirror
Floor Ceramic tile GP21 Cream SP
Handrail K7
Mirror Full height / full width
Car Operating Panel KCH 1000

吊顶 O3
轿壁 乳白色装饰木板 1635
边角-踢脚板 镜面不锈钢钢板
地板 瓷砖 GP21 CREAM SP
扶手 K7
镜子 全高 / 全宽
轿厢操纵面板 KCH 1000

Colours may differ slightly from those shown in the manual owing to the limitations of the printing process.

由于印刷的限制，颜色可能与样册中显示的略有不同

CLASSIC
经典
A710 SP



WALL FINISHES
Artificial leather


轿壁装饰
人造皮革



BL-7033

4411

S7005



S7015

S4604

Ceiling A710
Walls Artificial leather S7005
Corners-Skirtings SStainless steel satin
Floor Laminate 8630
Handrail K7
Mirror Full height / half width
Car Operating Panel KCH 1000

吊顶 A710
轿壁 人造皮革 S7005
边角-踢脚板 拉丝不锈钢
地板 瓷砖 层压板 8630
扶手 K7
镜子 全高 / 半宽
轿厢操纵面板 KCH 1000

Colours may differ slightly from those shown in the manual owing to the limitations of the printing process.

由于印刷的限制，颜色可能与样册中显示的略有不同

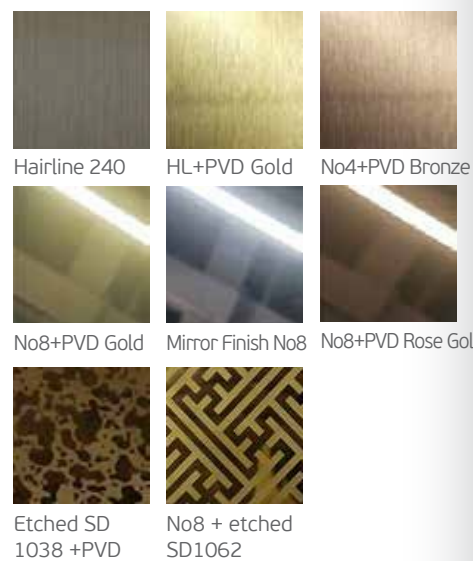
Panoramic 观光轿厢



WALL FINISHES

Stainless steel

轿壁装饰
发纹 不锈钢



More options available.
Please contact your sales engineer.

Colours may differ slightly from those shown in the manual owing to the limitations of the printing process.

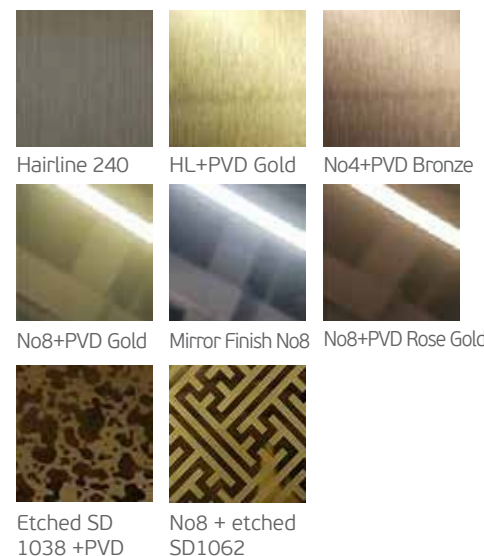
更多选项, 请咨询销售
由于印刷的限制,
颜色可能与样册中显示的略有不同



MODERN
LIFE
现代生活

L310 SP

WALL FINISHES 轿壁装饰 Stainless steel 发纹 不锈钢



Ceiling O10
Walls Stainless steel
hairline 240
Floor Rubber 2020T
Handrail K2
Mirror Half height / full width
Car Operating Panel KCH 1000

吊顶 O10
轿壁 发纹不锈钢 HAIR-
LINE 240
地板 橡胶 2020T
扶手 K2
镜子 半高 / 全宽
轿厢操纵面板 KCH 1000


More options available.
Please contact your sales engineer.
Colours may differ slightly from those shown in the manual owing to the limitations of the printing process.

更多选项, 请咨询销售
由于印刷的限制,
颜色可能与样册中显示的略有不同



MODERN
LIFE
现代生活
L320 SP

WALL FINISHES 轿壁装饰
Skinplates 花纹钢板



Ceiling O55
Walls Skinplate PPS13
Corners-Skirtings Stainless steel satin
Floor Rubber 2020T
Handrail K7
Mirror Full height / half width
Car Operating Panel KCH 1000

吊顶 O55
轿壁 花纹钢板 PPS13
边角-踢脚板 拉丝不锈钢
地板 橡胶 2020T
扶手 K7
镜子 全高 / 半宽
轿厢操纵面板 KCH 1000

Colours may differ slightly from those shown in the manual owing to the limitations of the printing process.

由于印刷的限制，颜色可能与样册中显示的略有不同

MODERN
LIFE


现代生活

L510 SP

WALL FINISHES

Glasses

轿壁装饰
玻璃



Ceiling O10

Walls B132W White glass
Corners- Skirtings Stainless steel satin
Floor Rubber 2020T
Handrail K2
Mirror Half height / full width
Car Operating Panel KCH 1000

吊顶 O10

轿壁 B132W WHITE GLASS
边角-踢脚板 拉丝不锈钢
地板 橡胶 2020T
扶手 K2
镜子 半高 / 全宽
轿厢操纵面板 KCH 1000





MODERN
LIFE

现代生活

L710 SP



WALL FINISHES 轿壁装饰
Wood veneers 木板贴面



IVE 14 VC1181 VC1182


WALL FINISHES 轿壁装饰
Stainless steel 发纹 不锈钢



Hairline 240 HL+PVD Gold No4+PVD Bronze



No8+PVD Gold Mirror Finish No8 No8+PVD Rose Gold



Etched SD 1038 +PVD No8 + etched SD1062

Ceiling O14
Walls Stainless steel hairline 240 - wood veneer VC1182
Corners- Skirtings Hairline 240
Floor Rubber 2050T
Handrail K7
Mirror Half height / full width
Car Operating Panel KCH 1000

吊顶 O14
轿壁 发纹不锈钢 HAIRLINE 240 - 木板贴面 VC1182
边角-踢脚板 HAIRLINE 240
地板橡胶2050T
扶手 K7
镜子 半高 / 全宽
轿厢操纵面板 KCH 1000



MODERN
LIFE

现代生活

L530 SP


WALL FINISHES 轿壁装饰
Stainless steel 发纹 不锈钢



Hairline 240 HL+PVD Gold No4+PVD Bronze



No8+PVD Gold Mirror Finish No8 No8+PVD Rose Gold



Etched SD 1038 +PVD No8 + etched SD1062

Ceiling O14
Wall Mirror finish No8 (back) - Stainless steel hairline 240 (sides)
Corners- Skirtings Mirror finish No8
Floor Laminated 8096
Handrail K7
Mirror Half height / full width
Car Operating Panel KCH 1000

吊顶 O14
轿壁 MIRROR FINISH NO8 (背板) - 发纹不锈钢 HAIRLINE 240 (两侧)
边角-踢脚板 MIRROR FINISH NO8
地板 层压板 8096
扶手 K7
镜子 半高 / 全宽
轿厢操纵面板 KCH 1000

More options available.
Please contact your sales engineer.
Colours may differ slightly from those shown in the manual owing to the limitations of the printing process.

更多选项, 请咨询销售
由于印刷的限制, 颜色可能与样册中显示的略有不同

FUTURE
TREND

未来趋势

T110 SP



WALL FINISHES Melamines


轿壁装饰
贴木饰面



144

147

145



A402

A378

142

Ceiling T110
Walls Melamine A402 SP
Door posts Stainless steel satin
Floor Artificial granite Regal white SP
Handrail K1
Mirror Full height / full width
Car Operating Panel KCH 1000

吊顶 T110
轿壁 贴木饰面 A402 SP
门楣 镜面不锈钢
地板 大理石 REGAL WHITE SP
扶手 K1
镜子 全高 / 全宽
轿厢操纵面板 KCH 1000

Colours may differ slightly from those shown in the manual owing to the limitations of the printing process

由于印刷的限制，颜色可能与样册中显示的略有不同



FUTURE
TREND

未来趋势

T120 SP



WALL FINISHES Melamines

轿壁装饰
贴木饰面



144

147

145



A402

A378

142

Ceiling T120
Walls Melamine A378 SP
Door posts Stainless steel satin
Floor Artificial granite Regal white SP
Handrail K1
Mirror Full height / full width
Car Operating Panel KCH 1000

吊顶 T120
轿壁 贴木饰面 A378 SP
门楣 镜面不锈钢
地板 大理石 REGAL WHITE SP
扶手 K1
镜子 全高 / 全宽
轿厢操纵面板 KCH 1000



FUTURE
TREND

未来趋势

T710 SP



Ceiling detail
天花板细部

Wall finishes Painted RAL
Ceiling T710

轿壁装饰 喷漆板
吊顶 T710

More options available.
Please contact your sales engineer.

Colours may differ slightly from
those shown in the manual owing to
the limitations of the printing process.

更多选项, 请咨询销售

由于印刷的限制,
颜色可能与样册中显示的略有不同



FUTURE
TREND

未来趋势

T310 SP



Ceiling detail
天花板细部

Wall finishes Painted RAL
Ceiling T310

轿壁装饰 喷漆板
吊顶 T310

More options available.
Please contact your sales engineer.

更多选项, 请咨询销售



Customised design 定制设计

We have a passion to design cabins that combine innovation, class and functionality. With a solution-driven creative force, our highly specialised design team goes beyond standard, creating custom solutions even for the most challenging of your projects. Offering you flexibility and the best of design solutions, we work with you at all stages providing a totally elevated customer experience.

我们热衷于设计兼具高端品质和功能齐全的产品。凭借以解决方案为导向的创新能力，我们高度专业化的设计团队超越标准，为您最具挑战性的项目定制解决方案。为您提供灵活且最佳设计方案。我们在整个设计过程中一直在您左右，极大地提升您的客户体验。

Work with our specialised design team
to create the aesthetics of your ideal cabin

与我们的专业设计团队合作，
赋予轿厢美学设计。




Interior Materials

内饰材料

Combine any colours, materials, lighting and fixtures from our ready-made design lines with numerous styles for walls, ceilings and floors.

将我们设计中的各种色系、材料、照明和设施相结合，可以创造出多种不同风格的轿壁、天花和地板。

Ceilings / 天花板




Handrails / 扶手




Floors / 地板

Rubber / 橡胶




Ceramic Tiles / 瓷砖



Artificial granites / 大理石



Laminates / 层压板





Cabin Operating Panels / 轿厢操纵面板

Flush mounted / 嵌入式安装



KCH full height / KCH 全高

KCH LCD Blue Line full height / KCH 液晶显示, 蓝色线条, 全高

KCH TFT Blue Line full height / KCH TFT 显示, 蓝色线条, 全高

KCH C300 3/4 height / 3/4 高

Surface mounted / 表面安装

Touch sensitive / 触摸式



KCH SM BA SP 3/4 height / 3/4 高

KCH 1000 SP horizontal KCH1000 SP / 水平

KCH TSC Black full height / KCH TSC 显示, 黑色, 全高

Indicators / 指示器 (指示灯)

Flush mounted / 嵌入式安装



LCH TFT

LCH LCD

LCH C300

Landing Operating Panels

Flush mounted

层站操作面板

嵌入式安装



LCH 102 Dot matrix

LCH 102 LCD


LCH 102 TFT

LCH C302

LCH C342

Surface mounted / 表面安装

Touch sensitive / 触摸式



LCH SM1

LCH TSL 102



Special Features 特殊功能

Magic Mirror

The Magic Mirror is an LCD display, which is functioning as a normal display while it is activated and as a full mirror while it is deactivated. The surface glass/mirror is constructed to be combined with the LCD display and it complies with the necessary surface, hardness and tension requirements.

魔镜

魔镜实际上是一个液晶显示屏, 当它被激活时, 它就是一个正常的显示器。未激活时, 它看起来就是一面镜子。表层玻璃/镜子与液晶显示器相结合, 符合所需的表面硬度和张力要求。



Virtual Window

Virtual Window is one of the world's first immersive architecture & experience design elevator products. The display adapts the viewer's point of view in real time, according to the elevator's movement. The patent pending Virtual Window software detects the movement of the elevator car - so it recognises whether it is stationary or moving, its direction, speed and location. This analysis is translated to the movement of the display's content.

虚拟视窗

虚拟视窗是全球首款将建筑实景和电梯运行结合起来的拟真产品。视窗从乘客的角度, 将电梯的运行状态展现到显示屏上。科莱曼专利的虚拟视窗软件可以检测到电梯的状态: 静止、运行、运行方向、速度和位置, 然后将检测结果转化, 实时展现在显示屏上。



Automatic Doors

Solutions for all dimensions, with wide range of options, easy to install and adjust.

自动门

所有尺寸的解决方案, 具有广泛的选择, 易于安装和调整。



Stainless Steel Satin
发纹不锈钢



Big Vision
大视野



Full Glass
全玻璃



Projects around the world

Being a reliable and innovative brand, renowned for specialising in unique and customised solutions, KLEEMANN is proud of its projects all around the world.

Through the years, KLEEMANN has developed a wide global network of customers and has fairly gained the position as a most valued lift manufacturer worldwide. KLEEMANN owns manufacturing facilities in Greece, Serbia and China and a wide network of companies around the world.

Thanks to the credibility, special innovative design and flexible and prompt service, as well as the importance to continuous development, KLEEMANN has earned the preference of the market.

For the people in KLEEMANN each project is a chance to go beyond conventional engineering and design!

KLEEMANN customers are unique and so are their projects!

全球经典项目

作为一个值得信赖和创新的品牌，以独特的和定制的方案而闻名，科莱曼为它在世界各地的项目而自豪。

多年来，科莱曼的产品已遍布世界各地，也因此奠定了最具价值电梯供应商的地位。科莱曼在全球拥有三个生产基地，分别位于希腊、塞尔维亚和中国；同时建立了分布全球的销售网络。

基于品牌的信誉度，独特创新的设计和灵活及时的服务，以及对可持续发展的重视，科莱曼获得了全球客户的青睐。

对于科莱曼人来说，每一个项目都是一个超越传统和创新的机会！

因为科莱曼的客户是独一无二的，项目也是如此！



Mary Rose Museum

SPECIFICATIONS

Country	United Kingdom
Location	Brighton
Type of product	Traction MRL lifts

玛丽玫瑰号博物馆

规格

国家	英国
位置	布莱顿
产品类型	无机房曳引梯



Big Fashion Mall

SPECIFICATIONS

Country	Serbia
Location	Belgrade
Type of product	Atlas Gigas, Moving Walks, Escalators

大型时尚购物中心

规格

国家	塞尔维亚
位置	贝尔格莱德
产品类型	Atlas Gigas 大载重电梯, 自动人行道, 自动扶梯



Ferrari & Maserati exhibition centre

SPECIFICATIONS

Country	Australia
Location	Sydney
Type of product	Atlas MRL lifts

法拉利和玛莎拉蒂展览中心

规格

国家	澳大利亚
位置	悉尼
产品类型	Atlas 无机房电梯





Khartoum Corporate Centre

喀土穆企业中心

SPECIFICATIONS

Country	Australia
Location	Macquarie Park
Type of product	Atlas Gigas

规格

国家	澳大利亚
位置	麦考瑞公园
产品类型	Atlas Gigas



Keflavik airport

SPECIFICATIONS

Country	Iceland
Location	Keflavik
Type of product	Atlas Gigas, Escalators

凯夫拉维克机场

规格

国家	冰岛
位置	基夫拿维克足球俱乐部
产品类型	Atlas Gigas, 扶梯





Museum of Contemporary Arts


SPECIFICATIONS

Country	Serbia
Location	Belgrade
Type of product	HADI lift

当代艺术博物馆

规格

国家	塞尔维亚共和国
位置	贝尔格莱德
产品类型	HADI 电梯



Mango store

SPECIFICATIONS

Country	Greece
Location	Rhodes
Type of product	Passenger lift

模特时尚秀

规格

国家	希腊
位置	罗德岛
产品类型	乘客梯



UWS Kingswood Campus-Library

SPECIFICATIONS

Country	Australia
Location	Kingswood
Type of product	Atlas Gigas

金斯伍德校园图书馆

规格

国家	澳大利亚
位置	金斯伍德
产品类型	Atlas Gigas



Business Centre

SPECIFICATIONS

Country	Romania
Location	Bucharest
Type of product	Duplex traction lifts

商业中心

规格

国家	罗马尼亚
位置	布加勒斯特
产品类型	双牵引电梯



American Express Stadium


SPECIFICATIONS

Country	United Kingdom
Location	Brighton
Type of product	Atlas Basic

美国运通体育场

规格

国家	英国
位置	布莱顿
产品类型	Atlas Basic



EmQuartier Shopping Mall

SPECIFICATIONS

Country	Thailand
Location	Bangkok
Type of product	Maison Lift

EmQuartier 购物中心

规格

国家	泰国
位置	曼谷
产品类型	Maison Lift



Green Gold

SPECIFICATIONS

Country	Croatia
Location	Zagreb
Type of product	Atlas Basic, Atlas Gigas

绿金

规格

国家	克罗地亚
位置	萨格勒布
产品类型	Atlas Basic, Atlas Gigas



International airport

SPECIFICATIONS

Country	Greece
Location	Thessaloniki
Type of product	Panoramic passenger lifts

塞萨洛尼基国际机场

规格

国家	希腊
位置	塞萨洛尼基
产品类型	观光乘客梯



T4 Business Centre

SPECIFICATIONS

Country	Russia
Location	St. Petersburg
Type of product	Panoramic passenger lifts

T4 商业中心

规格

国家	俄罗斯
位置	圣彼得堡
产品类型	观光乘客梯



Atrium Prestige Hotel

SPECIFICATIONS

Country	Greece
Location	Rhodes
Type of product	Traction passenger lifts

Atrium Prestige 酒店

规格

国家	希腊
位置	罗德岛
产品类型	曳引乘客梯



Kleemann Lifts (China) Co. Ltd.
Address: No. 100 DengTa Road,
KSND, Jiangsu, China
Post code: 215316
Tel: +86 512 3682 3223

科莱曼电梯(中国)有限公司
地址:中国昆山高新区灯塔路100号
邮编:215316
电话:0512 36823223


kleemannlifts.com
kleemannlifts.cn



This is the ordinary publication. Printed content is for reference only,
subject to change without notice. KLEEMANN reserves the sole right
of interpretation of this brochure.

本书为一般信息类出版物, 图片仅供参考。KLEEMANN有权在未事先通知的
情况下进行更改。
KLEEMANN保留对本样册的唯一解释权。

Copyright © KLEEMANN 2019

